



Keerthi Industries Limited

(Formerly Suvarna Cements Limited)

Administrative Office : Plot No. 40, IDA, Balanagar, Hyderabad - 500 037

Tel : 23076538, 23076539, Fax : 91-040-23076543

e-mail : general@keerthiindustries.com, keerthild@gmail.com

14-04-2013

To
The General manger
Department Corporate relations
Bombay Stock exchange Limited
Phiroze Jeejeebhoy Towers
Dalal Street
Mumbai- 400001

Dear Sir,

Sub: Shareholding pattern- Reg (Clause-35)

Ref: **scrip code No. 518011**

We are enclosing herewith the shareholding pattern under Clause- 35 of the Listing agreement for the quarter ended 31st March, 2013 for your records. Please acknowledge receipt of the same.

Thanking you,

Yours truly,

For Keerthi Industries Ltd.

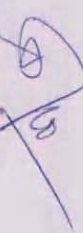
Er. JS Rao

Managing Director

Statement Showing Shareholding Pattern of Keerthi Industries Ltd

Category code	Category of Shareholder	Number of Shareholders	Total number of shares	Table (I)(a)		Total shareholding as a percentage of total number of shares	Shares Pledged or otherwise encumbered	As a percentage
				Number of shares held in dematerialized form	Number of shares			
(D)	(III)	(III)	(IV)	(V)	(VI)	(VII)	(VIII)	(IX) = (VIII)/(V)*100
(A)	Shareholding of Promoter and Promoter Group ²							
1	Indian							
(a)	Individuals/ Hindu Undivided Family	7	6109152	6017467	76.20	76.20	2405100	39.37
(b)	Central Government/ State Government(s)	0	0	0	0	0	0	#DIV/0!
(c)	Bodies Corporate	0	0	0	0	0	0	#DIV/0!
(d)	Financial Institutions/ Banks	0	0	0	0	0	0	#DIV/0!
(e)	Any Others(Specify)	0	0	0	0	0	0	#DIV/0!
	Sub Total(A)(1)	7	6109152	6017467	76.20	76.20	2405100	39.37
2	Foreign							
a	Individuals (Non-Residents Individuals/ Foreign Individuals)	0	0	0	0	0	0	#DIV/0!
b	Bodies Corporate	0	0	0	0	0	0	#DIV/0!
c	Institutions	0	0	0	0	0	0	#DIV/0!
d	Any Others(Specify)	0	0	0	0	0	0	#DIV/0!
	Sub Total(A)(2)	0	0	0	0	0	0	#DIV/0!
	Total Shareholding of Promoter and Promoter Group (A)= (A)(1)+(A)(2)	7	6109152	6017467	76.20	76.20	2405100	39.37

For KEERTHI INDUSTRIES LIMITED


Er. J.S. Rao
 Managing Director

(B)	Public shareholding																			
T	Institutions																			
(a)	Mutual Funds/ UTI	3	646	0	0.01	0.01	0													
(b)	Financial Institutions/ Banks	6	129936	126745	1.62	1.62	0													
(c)	Central Government/ State Government(s)	0	0	0	0	0	0													
(d)	Venture Capital Funds	0	0	0	0	0	0													
(e)	Insurance Companies	0	0	0	0	0	0													
(f)	Foreign Institutional Investors	0	0	0	0	0	0													
(g)	Foreign Venture Capital Investors	0	0	0	0	0	0													
(h)	Any Other (specify)	0	0	0	0	0	0													
(h-i)		0	0	0	0	0	0													
(h-ii)		0	0	0	0	0	0													
	Sub-Total (B)(1)	9	130582	126745	1.63	1.63	0													0
B 2	Non-institutions																			
(a)	Bodies Corporate	110	118542	51511	1.48	1.48	0													
(b)	Individuals																			
	Individuals -i. Individual shareholders holding nominal share capital up to Rs 1 lakh	15868	1504728	241761	18.77	18.77	0													
II	ii. Individual shareholders holding nominal share capital in excess of Rs. 1 lakh.	2	67334	67334	0.84	0.84	0													
(c)	Any Other (specify)																			
(c-i)	NRLs	309	86364	2149	1.08	1.08	0													
(c-ii)	clearing members	2	36	36	0	0	0													
	Sub-Total (B)(2)	16291	1777004	362791	22.17	22.17	0													
(B)	Total Public Shareholding (B)=(B)(1)+(B)(2)	16300	1907586	489536	23.80	23.80	0													
	TOTAL (A)+(B)	16307	8016738	6507003	100.00	100.00	0													
(C)	Shares held by Custodians and against which Depository Receipts have been issued																			
1	Promoter and Promoter Group	0	0	0	0	0	0													
2	Public	0	0	0	0	0	0													
	Sub-Total (C)	0	0	0	0	0	0													
	GRAND TOTAL (A)+(B)+(C)	16307	8016738	6507003	100.00	100.00	0													

FOR KEERTHI INDUSTRIES LIMITED

Er. J.S. Rao
Managing Director



#DIV/0!

30.00

(1)(b) Statement showing holding of securities (including shares, warrants, convertible securities) of persons belonging to the category "Promoter and Promoter Group"

Sr.	Name of the shareholder**	Details of Shares held			Encumbered shares (*)		Details of warrants			Details of convertible securities		Total shares (including underlying shares assuming full conversion of warrants and convertible securities) as a % of diluted share capital
		Number of shares held	As a % of grand total (A)+(B)+(C)	No.	As a percentage (V)=(VI)/(III)*100	As a % of grand total (A)+(B)+(C) of sub-clause (I)(a)	Number of warrants held	As a % total number of warrants of the same class	Number of convertible securities held	As a % total number of convertible securities of the same class		
(i)	(ii)	(iii)	(iv)	(v)	(vi)=(vi)/(iii)*100	(vii)	(viii)	(ix)	(x)	(xi)	(xii)	
1	J.Seshagiri Rao	3796825	47.36	2405100	63.35	30.00	0.00	#DIV/0!	0.00	#DIV/0!	0	
2	J.Triveni	2195379	27.38	0.00	0.00	0.00	0.00	#DIV/0!	0.00	#DIV/0!	0	
3	J.S. Krishna Murthy (HUF)	834	0.01	0.00	0.00	0.00	0.00	#DIV/0!	0.00	#DIV/0!	0	
4	J.Venkata Krishna	87347	1.09	0.00	0.00	0.00	0.00	#DIV/0!	0.00	#DIV/0!	0	
5	J.Sarada Govardhini	21727	0.27	0.00	0.00	0.00	0.00	#DIV/0!	0.00	#DIV/0!	0	
6	J.Veeranna Choudary	3540	0.04	0.00	0.00	0.00	0.00	#DIV/0!	0.00	#DIV/0!	0	
7	J.Bullemmal	3500	0.04	0.00	0.00	0.00	0.00	#DIV/0!	0.00	#DIV/0!	0	
TOTAL		6109152	76.20	2405100	39.37	30.00	0	#DIV/0!	0	#DIV/0!	0	

(*) The term "encumbrance" has the same meaning as assigned to it in regulation 28(3) of the SAST Regulations, 2011

** The list of promoters group/PAC is revised and certain names were removed from the earlier list due to their disowning as members in the promoters group /PAC.


For KEERTHI INDUSTRIES LIMITED


Er. J.S. Rao
Managing Director

(D)(c)(3) Statement showing holding of securities (including shares, warrants, convertible securities) of persons belonging to the category "Public" and holding more than 1% of the total number of shares

Sr. No.	Name of the shareholder	Number of shares held	Shares as a percentage of total number of shares (i.e., Grand Total (A)+(B)+(C) indicated in Statement at para (D)(a) above}	Details of warrants		Details of convertible securities		Total shares (including underlying shares assuming full conversion of warrants and convertible securities) as a % of diluted share capital
				Number of warrants held	As a % of total warrants of the same class	Number of convertible securities held	% w.r.t total number of convertible securities of the same class	
1	ICICI Bank LTD	120078	1.50	0	#DIV/0!	0	#DIV/0!	1.50
2			0.00		#DIV/0!		#DIV/0!	
3			0.00		#DIV/0!		#DIV/0!	
TOTAL		120078	1.50	0	#DIV/0!	0	#DIV/0!	1.50

FOR KEERTHI INDUSTRIES LIMITED


Ert. J.S. Rao
 Managing Director

(D)(c)(if) Statement showing holding of securities (including shares, warrants, convertible securities) of persons (together with PAC) belonging to the category "Public" and holding more than 5% of the total number of shares of the company

Sr. No.	Name(s) of the shareholder(s) and the Persons Acting in Concert (PAC) with them	Number of shares	Shares as a percentage of total number of shares {i.e., Grand Total (A)+(B)+(C) indicated in Statement at para (D)(a) above}	Details of warrants			Details of convertible securities			Total shares (including underlying shares assuming full conversion of warrants and convertible securities) as a % of diluted share capital
				Number of warrants	As a % total number of warrants of the same class	Number of convertible securities held	% w.r.t total number of convertible securities of the same class			
1	NIL	0	0.00	0	#DIV/0!	0	#DIV/0!		0	
2			0.00		#DIV/0!		#DIV/0!			
3			0.00		#DIV/0!		#DIV/0!			
4			0.00		#DIV/0!		#DIV/0!			
TOTAL		0	0.00	0	#DIV/0!	0	#DIV/0!		0	


FOR KEERTHI INDUSTRIES LIMITED


E. J.S. Rao
 Managing Director

(I)(d) Statement showing details of locked-in shares

Sr. No.	Name of the shareholder	Number of locked-in shares	Locked-in shares as a percentage of total number of shares {i.e., Grand Total (A)+(B)+(C) indicated in Statement at para (I)(a) above}
1	NIL	0	0.00
2		0	0.00
3		0	0.00
TOTAL		0	0.00

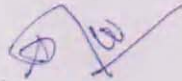
For KEERTHI INDUSTRIES LIMITED


Er. J.S. Rao
Managing Director

(II)(a) Statement showing details of Depository Receipts (DRs)

Sr. No.	Type of outstanding DR (ADRs, GDRs, SDRs, etc.)	Number of outstanding DRs	Number of shares underlying outstanding DRs	Shares underlying outstanding DRs as a percentage of total number of shares {i.e., Grand Total (A)+(B)+(C) indicated in Statement at para (I)(a) above}
1	NIL			0.00
2				0.00
3				0.00
4				0.00
5				0.00
TOTAL		0	0	0.00

For KEERTHI INDUSTRIES LIMITED



Er. J.S. Rao
Managing Director

(II)(b) Statement showing holding of Depository Receipts (DRs), where underlying shares held by "promoter/promoter group" are in excess of 1% of the total number of shares

Sr. No.	Name of the DR Holder	Type of outstanding DR (ADRs, GDRs, SDRs, etc.)	Number of shares underlying outstanding DRs	Shares underlying outstanding DRs as a percentage of total number of shares {i.e., Grand Total (A)+(B)+(C) indicated in Statement at para (I)(a) above}
1	NIL	NIL	0	0.00
2				0.00
3				0.00
4				0.00
5				0.00
TOTAL NIL		NIL	0	0.00

For KEERTHI INDUSTRIES LIMITED


Er. J.S. Rao
Managing Director