



Keerthi Industries Limited

(Formerly Suvarna Cements Limited)

Administrative Office : Plot No. 40, IDA, Balanagar, Hyderabad - 500 037

Tel : 23076538, 23076539, Fax : 91-040-23076543

e-mail : general@keerthiindustries.com, keerthiltd@gmail.com

29-05-2013

To
Bombay Stock exchange Limited
Phiroze Jeejeebhoy Towers
Dalal Street
Mumbai- 400001

Sub: Audited financial results - Clause 41

Ref: scrip code No. 518011

We are herewith enclosing following Documents:

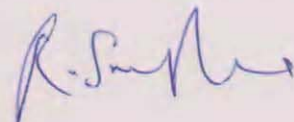
- 1) Audited financial results for the Year ended 31st March, 2013.
- 2) Segment wise Revenue Results and Capital employed for the year ended 31st March, 2013.
- 3) Audited Assets and Liabilities for the Year ended 31st March, 2013.

This is for your information

Thanking you,

Yours truly,

For Keerthi Industries Limited


Er. J.S Rao

Managing Director

KEERTHI INDUSTRIES LIMITED

Regd. Office: Mellacheruvu Village & Mandal,

Nalgonda Dist. A.P. Pin: 508246

AUDITED FINANCIAL RESULTS FOR THE QUARTER AND TWELVE MONTHS ENDED 31 ST MARCH 2013

PART I						(Rs. In Lakhs)
Particulars	3 months ended 31.03.2013 (Audited)	Preceding 3 months ended 31.12.2012 (Unaudited)	Corresponding 3 months ended in the previous year 31.03.2012 (Unaudited)	Year to Date figures for current period 01.04.2012 to 31.03.2013 (Audited)	Previous year year ended 31.03.2012 (Audited)	
1. a. Net Sales/Income from Operations	2302.29	2478.35	3637.52	9212.99	15022.83	
b. Other Operating Income						
Total (a+b)	2302.29	2478.35	3637.52	9212.99	15022.83	
2. Expenditure						
a. (Increase)/Decrease in stock in trade and work in progress	431.32	(101.15)	229.41	(79.82)	(52.70)	
b. Consumption of raw materials	346.25	330.11	421.09	1319.12	1593.21	
c. Employees cost	314.51	296.22	202.45	1053.64	906.05	
d. Depreciation	343.10	344.78	330.93	1372.68	1356.95	
e. Power & Fuel	1092.21	1437.45	1310.51	4598.73	5487.65	
f. Other Expenditure	481.27	451.71	728.88	1972.69	2896.36	
Total	3008.66	2759.12	3223.27	10237.04	12187.52	
3. Profit from Operations before Other Income, interest and exceptional items (1-2)	(706.37)	(280.77)	414.25	(1024.05)	2835.31	
4. Other Income	24.76	11.88	14.34	55.78	48.71	
5. Profit before Interest & Exceptional Items (3+4)	(681.61)	(268.89)	428.59	(968.27)	2884.02	
6. Interest	215.29	213.54	231.09	897.89	953.23	
7. Profit after Interest but before Exceptional Items (5-6)	(896.90)	(482.43)	197.50	(1866.16)	1930.79	
8. Exceptional items	550.97	0.00	0.00	550.97	0.00	
9. Profit (+) Loss (-) from Ordinary Activities before tax (7+8)	(1447.87)	(482.43)	197.50	(2417.13)	1930.79	
10. Tax expense						
- Current	(0.00)	0.00	53.30	0.96	301.58	
- Deferred Tax	36.98	0.00	0.00	36.98	435.24	
11. Net profit (+) Loss (-) from Ordinary Activities after tax (9-10)	(1484.85)	(482.43)	144.20	(2455.07)	1193.97	
12. Extraordinary items (net of tax expenses)						
13. Net Profit(+)/ Loss(-) for the period (11-12)	(1484.85)	(482.43)	144.20	(2455.07)	1193.97	
14. Paid-up equity share capital (Face value of RS.10/- each)	801.67	801.67	801.67	801.67	801.67	
15. Reserves excluding Revaluation Reserves as per balance sheet of previous accounting year					4774.57	
16. a) Earnings per share-Basic and diluted EPS before Extraordinary items (not annualised) Rs.10 each	(18.81)	(6.31)	1.51	(31.21)	13.73	
b) Earnings per share-Basic and diluted EPS after Extraordinary items (not annualised) Rs.10 each	(18.81)	(6.31)	1.51	(31.21)	13.73	



PART II

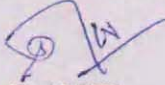
Particulars	3 months ended 31.03.2013 (Audited)	Preceding 3 months ended 31.12.2012 (Unaudited)	Corresponding 3 months ended in the previous year 31.03.2012 (Unaudited)	Year to Date figures for current period 01.04.2012 to 31.03.2013 (Audited)	Previous year year ended 31.03.2012 (Audited)
A. PARTICULARS OF SHAREHOLDING					
1. Public shareholding					
- Number of shares	1907586	1907586	1907586	1907586	1907586
- Percentage of shareholding	23.80	23.80	23.80	23.80	23.80
2. Promoters and promoter group Shareholding					
a) Pledged/Encumbered					
- Number of shares	2405100	2405100	2405100	2405100	2405100
- Percentage of shares (as a % of the total share holding of promoter and promoter group)	39.37	39.37	39.37	39.37	39.37
- Percentage of shares (as a % of the total share capital of the company)	30.00	30.00	30.00	30.00	30.00
b) Non-encumbered					
- Number of shares	3704052	3704052	3704052	3704052	3704052
- Percentage of shares (as a % of the total share holding of promoter and promoter group)	60.63	60.63	60.63	60.63	60.63
- Percentage of shares (as a % of the total share capital of the company)	46.20	46.20	46.20	46.20	46.20

B. INVESTOR COMPLAINTS	ended 31.03.2013
Pending at the beginning of the quarter	Nil
Received during the quarter	Nil
Disposed of during the quarter	Nil
Remaining unresolved at the end of the quarter	Nil

Notes: 1. The above results were reviewed by the Audit Committee and thereafter approved by the Board of Directors at their meeting held on 29th May 2013. The results were subjected to limited review by the Statutory Auditors of the Company.
2. Previous year/period figures have been regrouped wherever necessary to conform to the current period classification.

Place : Hyderabad
Date : 29.05.2013

For Keerthi Industries Limited


(Er. J.S. RAO)
Managing Director



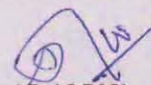
SEGMENT-WISE REPORTING UNDER CLAUSE 41 OF THE LISTING AGREEMENT

(Rs.In Lakhs)

Particulars	3 months ended 31.03.2013 (Audited)	Preceding 3 months ended 31.12.2012 (Unaudited)	Corresponding 3 months ended in the previous year 31.03.2012 (Unaudited)	Year to Date figures for current period 01.04.2012 to 31.03.2013 (Audited)	Previous year year ended 31.03.2012 (Audited)
1. Segment Revenue (Net Sales/ Income from operations)					
(a) Cement	2121.85	2286.39	3479.18	8497.66	14549.07
(b) Energy	18.26	20.97	18.04	110.28	118.47
(c) Electronics	162.18	170.99	140.30	605.05	355.29
Sub Total	2302.29	2478.35	3637.52	9212.99	15022.83
Total	2302.29	2478.35	3637.52	9212.99	15022.83
Less: Inter Segment Revenue	0.00	0.00	0.00	0.00	0.00
Net Sales/Income From Operations	2302.29	2478.35	3637.52	9212.99	15022.83
2. Segment Results (Profit(+)/Loss(-) before tax and interest)					
(a) Cement	(1235.46)	(290.65)	423.83	(1569.20)	2946.63
Less:Interest	213.86	212.08	228.37	891.17	944.63
(1)	(1449.32)	(502.73)	195.46	(2460.37)	2002.00
(b) Energy	(16.48)	(7.31)	0.98	(1.31)	8.20
(2)					
(c) Electronics	19.36	29.07	3.78	51.27	(70.81)
Less:Interest	1.43	1.46	2.72	6.72	8.60
(3)	17.93	27.61	1.06	44.55	(79.41)
Total	(1447.87)	(482.43)	197.50	(2417.13)	1930.79
Total Profit Before Tax	(1447.87)	(482.43)	197.50	(2417.13)	1930.79
3. Capital Employed (Segment assets-Segment Liabilities)					
(a) Cement	2900.74	4357.54	5387.77	2900.74	5409.48
(b) Energy	590.50	617.13	737.93	590.50	695.33
(c) Electronics	518.38	519.82	502.23	518.38	509.88
Total	4009.62	5494.49	6627.93	4009.62	6614.69

Place : Hyderabad
Date : 29.05.2013

For Keerthi Industries Limited


(Er.J.S.RAO)
Managing Director



STATEMENT OF ASSETS AND LIABILITIES

(Rs.in lakhs)

Particulars	12 months ended	Corresponding 12 months
	31.03.2013 (Audited)	ended in the previous year 31.03.2012 (Audited)
Equity and Liabilities		
1. Shareholders' Funds		
(a) Capital	1690.11	1840.11
(b) Reserves and Surplus	2319.51	4774.58
Shareholders' Funds	4009.62	6614.69
2. Non-current Liabilities		
(a) Long Term Borrowings	4976.92	5806.68
(b) Deferred Tax Liability - Net	1138.36	1101.39
(c) Long Term Provisions	215.19	170.64
Non-current Liabilities	6330.47	7078.71
3. Current Liabilities		
(a) Short Term Borrowings	1558.68	998.41
(b) Trade Payables	1192.58	347.88
(c) Other Current Liabilities	4002.65	3193.54
(d) Short Term Provisions	51.93	43.03
Current Liabilities	6805.84	4582.86
Total Equity and Liabilities	17145.93	18276.26
Assets		
1. Non-current Assets		
(a) Fixed Assets	13174.96	14269.64
(b) Non-current Investments	0.06	0.06
(c) Long Term Loans and Advances	1376.73	1262.86
Non-current Assets	14551.75	15532.56
2. Current Liabilities		
(a) Inventories	1182.28	1288.66
(b) Trade Receivables	601.94	269.98
(c) Cash and Bank Balances	256.44	314.43
(d) Short Term Loans and Advances	396.33	715.99
(e) Other Current Assets	157.19	154.64
Current Assets	2594.18	2743.70
Total Assets	17145.93	18276.26

Place : Hyderabad
Date : 29.05.2013

For Keerthi Industries Limited


(E. J. S. RAO)
Managing Director

