



# **Keerthi Industries Limited**

(Formerly Suvarna Cements Limited)

Administrative Office : Plot No. 40, IDA, Balanagar, Hyderabad - 500 037

Tel : 23076538, 23076539, Fax : 91-040-23076543

e-mail : general@keerthiindustries.com, keerthiltd@gmail.com

09-11-2013

To  
Bombay Stock exchange Limited  
Phiroze Jeejeebhoy Towers  
Dalal Street  
Mumbai- 400001

Sub: Un- Audited financial results - Clause 41

Ref: **Scrip code No. 518011**

We are herewith enclosing following Documents:

- 1) Un Audited financial results for the quarter and the half year ended 30<sup>th</sup> September, 2013.
- 2) Segment wise Revenue Results and Capital employed for the quarter and half year ended 30<sup>th</sup> September, 2013.
- 3) Summary of Assets and Liabilities for the half Year ended 30<sup>th</sup> September, 2013.
- 4) Limited review report on Un-Audited financial results given by statutory Auditor of the Company for the quarter and half year ended 30<sup>th</sup> September 2013.

This is for your information

Thanking you,

Yours truly,

For Keerthi Industries Limited

Er. J.S Rao

Managing Director


KEERTHI INDUSTRIES LIMITED

Regd. Office: Mellacheruvu Village & Mandal,  
Nalgonda Dist. A.P. Pin: 508246

UNAUDITED FINANCIAL RESULTS (PROVISIONAL) FOR THE QUARTER AND HALF YEAR ENDED 30 TH SEPTEMBER 2013

PART I							(Rs. in Lakhs)
Particulars	3 months ended 30.09.2013 (Unaudited)	Preceding 3 months ended 30.06.2013 (Unaudited)	Corresponding 3 months ended in the previous year 30.09.2012 (Unaudited)	Year to Date figures for current period 01.04.2013 to 30.09.2013 (Unaudited)	Year to Date figures for previous period 01.04.2012 to 30.09.2012 (Unaudited)	Previous year ended 31.03.2013 (Audited)	
1. a. Net Sales/Income from Operations	2558.85	2506.63	2124.06	5065.48	4407.70	9118.74	
b. Other Operating Income							
<b>Total (a+b)</b>	<b>2558.85</b>	<b>2506.63</b>	<b>2124.06</b>	<b>5065.48</b>	<b>4407.70</b>	<b>9118.74</b>	
2. Expenditure							
a. (Increase)/Decrease in stock in trade and work in progress	(317.85)	115.34	(26.21)	(202.51)	(409.99)	(79.82)	
b. Consumption of raw materials	386.37	365.56	316.52	751.93	642.76	1319.12	
c. Employees cost	261.68	253.81	234.33	515.49	442.91	1053.64	
d. Depreciation	340.80	337.72	348.77	678.52	684.80	1372.68	
e. Power & Fuel	1488.96	1360.70	926.12	2849.66	2069.07	4598.73	
f. Other Expenditure	454.72	413.39	488.25	868.11	1015.06	1878.44	
<b>Total</b>	<b>2614.68</b>	<b>2846.52</b>	<b>2287.78</b>	<b>5461.20</b>	<b>4444.61</b>	<b>10142.79</b>	
3. Profit from Operations before Other Income, interest and exceptional items (1-2)	(55.83)	(339.89)	(163.72)	(395.72)	(36.91)	(1024.05)	
4. Other Income	16.81	14.32	10.85	31.13	19.14	55.78	
5. Profit before Interest & Exceptional Items (3+4)	(39.02)	(325.57)	(152.87)	(364.59)	(17.77)	(968.27)	
6. Interest	208.96	214.85	235.25	423.81	469.06	897.89	
7. Profit after Interest but before Exceptional Items (5-6)	(247.98)	(540.42)	(388.12)	(788.40)	(486.83)	(1866.16)	
8. Exceptional items	9.55	9.55	0.00	19.10	0.00	550.97	
9. Profit (+) Loss (-) from Ordinary Activities before tax (7+8)	(257.53)	(549.97)	(388.12)	(807.50)	(486.83)	(2417.13)	
10. Tax expense							
- Current	0.00	0.00	0.96	0.00	0.96	0.96	
- Deffered Tax	0.00	0.00	0.00	0.00	0.00	36.98	
11. Net profit (+) Loss (-) from Ordinary Activities after tax (9-10)	(257.53)	(549.97)	(389.08)	(807.50)	(487.79)	(2455.07)	
12. Extraordinary items (net of tax expenses)							
13. Net Profit(+)/ Loss(-) for the period (11-12)	(257.53)	(549.97)	(389.08)	(807.50)	(487.79)	(2455.07)	
14. Paid-up equity share capital (Face value of RS.10/- each)	801.67	801.67	801.67	801.67	801.67	801.67	
15. Reserves excluding Revaluation Reserves as per balance sheet of previous accounting year						2319.51	
16. a) Earnings per share-Basic and diluted EPS before Extraordinary items (not annualised) Rs.10 each	(3.46)	(7.11)	(5.14)	(10.57)	(6.67)	(31.62)	
b) Earnings per share-Basic and diluted EPS after Extraordinary items (not annualised) Rs.10 each	(3.46)	(7.11)	(5.14)	(10.57)	(6.67)	(31.62)	

For KEERTHI INDUSTRIES LIMITED

  
E. J. Rao  
Managing Director



PART II						
Particulars	3 months ended 30.09.2013 (Unaudited)	Preceding 3 months ended 30.06.2013 (Unaudited)	Corresponding 3 months ended in the previous year 30.09.2012 (Unaudited)	Date figures for current period 01.04.2013 to 30.09.2013 (Unaudited)	Year to Date figures for previous period 01.04.2012 to 30.09.2012 (Unaudited)	Previous year ended 31.03.2013 (Audited)
<b>A. PARTICULARS OF SHAREHOLDING</b>						
1. Public shareholding						
- Number of shares	2007586	2007586	1907586	2007586	1907586	1907586
- Percentage of shareholding	25.04	25.04	23.80	25.04	23.80	23.80
2. Promoters and promoter group Shareholding						
a) Pledged/Encumbered						
- Number of shares	2405100	2405100	2405100	2405100	2405100	2405100
- Percentage of shares ( as a % of the total share holding of promoter and promoter group)	40.02	40.02	39.37	40.02	39.37	39.37
- Percentage of shares ( as a % of the total share capital of the company)	30.00	30.00	30.00	30.00	30.00	30.00
b) Non-encumbered						
- Number of shares	3604052	3604052	3704052	3604052	3704052	3704052
- Percentage of shares ( as a % of the total share holding of promoter and promoter group)	59.98	59.98	60.63	59.98	60.63	60.63
- Percentage of shares ( as a % of the total share capital of the company)	44.96	44.96	46.20	44.96	46.20	46.20

	3 months ended 30.09.2013
<b>B. INVESTOR COMPLAINTS</b>	
Pending at the beginning of the quarter	Nil
Received during the quarter	Nil
Disposed of during the quarter	Nil
Remaining unresolved at the end of the quarter	Nil

- Notes: 1. The above results were reviewed by the Audit Committee and thereafter approved by the Board of Directors at their meeting held on 9th November 2013. The results were subjected to limited review by the Statutory Auditors of the Company.
2. Previous year/period figures have been regrouped wherever necessary to conform to the current period classification.
3. Out of FSA charges of fourth quarter of the financial year 2012-13 of Rs.38.19 lakhs, Rs.9.55 lakhs are provided in the current quarter under Exceptional item.

Place : Hyderabad  
Date : 09.11.2013

For Keerthi Industries Limited

(Er. J.S.RAO)  
Managing Director

For KEERTHI INDUSTRIES LIMITED

  
E. J.S. Rao  
Managing Director

SEGMENT-WISE REPORTING UNDER CLAUSE 41 OF THE LISTING AGREEMENT

(Rs.In Lakhs)

Particulars	3 months ended 30.09.2013 (Unaudited)	Preceding 3 months ended 30.06.2013 (Unaudited)	Corresponding 3 months ended in the previous year 30.09.2012 (Unaudited)	Year to Date figures for current period		Previous year ended 31.03.2013 (Audited)
				01.04.2013 to 30.09.2013 (Unaudited)	Year to Date figures for previous period 01.04.2012 to 30.09.2012 (Unaudited)	
<b>1. Segment Revenue</b> (Net Sales/ Income from operations)						
(a) Cement	2323.14	2257.35	1928.93	4580.49	4064.77	8403.41
(b) Energy	46.96	29.38	45.61	76.34	71.05	110.28
(c) Electronics	188.75	219.90	149.52	408.65	271.88	605.05
<b>Sub Total</b>	<b>2558.85</b>	<b>2506.63</b>	<b>2124.06</b>	<b>5065.48</b>	<b>4407.70</b>	<b>9118.74</b>
<b>Total</b>	<b>2558.85</b>	<b>2506.63</b>	<b>2124.06</b>	<b>5065.48</b>	<b>4407.70</b>	<b>9118.74</b>
Less: Inter Segment Revenue	0.00	0.00	0.00	0.00	0.00	0.00
<b>Net Sales/Income From Operations</b>	<b>2558.85</b>	<b>2506.63</b>	<b>2124.06</b>	<b>5065.48</b>	<b>4407.70</b>	<b>9118.74</b>
<b>2. Segment Results (Profit(+)/Loss(-) before tax and interest )</b>						
(a) Cement	(71.42)	(384.42)	(178.46)	(455.84)	(30.10)	(1564.74)
Less:Interest	205.78	213.09	233.27	418.87	465.23	891.17
	(1)	(597.51)	(411.73)	(874.71)	(495.33)	(2455.91)
(b) Energy	(2)	1.26	6.65	19.91	15.17	(1.31)
(c) Electronics		48.04	18.94	52.24	(2.84)	46.81
Less:Interest		1.76	1.98	4.94	3.83	6.72
	(3)	46.28	16.96	47.30	(6.67)	40.09
<b>Total</b>	<b>(1+2+3)</b>	<b>(549.97)</b>	<b>(388.12)</b>	<b>(807.50)</b>	<b>(486.83)</b>	<b>(2417.13)</b>
<b>Total Profit Before Tax</b>	<b>(257.53)</b>	<b>(549.97)</b>	<b>(388.12)</b>	<b>(807.50)</b>	<b>(486.83)</b>	<b>(2417.13)</b>
<b>3. Capital Employed</b> (Segment assets-Segment Liabilities)						
(a) Cement	2156.02	2348.67	4962.23	2156.02	4962.23	2905.20
(b) Energy	549.25	583.31	659.97	549.25	659.97	590.50
(c) Electronics	496.86	527.67	504.71	496.86	504.71	513.92
<b>Total</b>	<b>3202.13</b>	<b>3459.65</b>	<b>6126.91</b>	<b>3202.13</b>	<b>6126.91</b>	<b>4009.62</b>

For Keerthi Industries Limited

Place : Hyderabad  
Date : 09.11.2013

( Er.J.S.RAO )  
Managing Director

For KEERTHI INDUSTRIES LIMITED

  
Er. J.S. Rao



**STATEMENT OF ASSETS AND LIABILITIES**

(Rs.in lakhs)


Particulars	6 months ended	Corresponding 12 months
	30.09.2013 (Unaudited)	ended in the previous year 31.03.2013 (Audited)
<b>Equity and Liabilities</b>		
1. Shareholders' Funds		
(a) Capital	1690.11	1690.11
(b) Reserves and Surplus	1512.02	2319.51
Shareholders' Funds	3202.13	4009.62
2. Non-current Liabilities		
(a) Long Term Borrowings	6137.49	4978.65
(b) Deferred Tax Liability - Net	1138.36	1138.36
(c) Long Term Provisions	240.55	215.19
Non-current Liabilities	7516.40	6332.20
3. Current Liabilities		
(a) Short Term Borrowings	1533.13	1558.68
(b) Trade Payables	1837.01	1192.58
(c) Other Current Liabilities	2888.52	4002.18
(d) Short Term Provisions	57.60	51.93
Current Liabilities	6316.26	6805.37
<b>Total Equity and Liabilities</b>	<b>17034.79</b>	<b>17147.19</b>
<b>Assets</b>		
1. Non-current Assets		
(a) Fixed Assets	12442.01	13174.96
(b) Non-current Investments	0.06	0.06
(c) Long Term Loans and Advances	1360.40	1376.73
Non-current Assets	13802.47	14551.75
2. Current Assets		
(a) Inventories	1432.59	1182.28
(b) Trade Receivables	690.93	601.94
(c) Cash and Bank Balances	280.06	256.70
(d) Short Term Loans and Advances	698.30	392.92
(e) Other Current Assets	130.44	161.60
Current Assets	3232.32	2595.44
<b>Total Assets</b>	<b>17034.79</b>	<b>17147.19</b>

For Keerthi Industries Limited

Place : Hyderabad  
Date : 09.11.2013

( Er.J.S.RAO )  
Managing Director

For KEERTHI INDUSTRIES LIMITED





TO  
THE BOARD OF DIRECTORS  
KEERTHI INDUSTRIES LIMITED  
HYDERABAD

**REVIEW REPORT ON FINANCIAL INFORMATION OF KEERTHI INDUSTRIES LIMITED  
FOR THE QUARTER AND HALF-YEAR ENDED 30<sup>th</sup> SEPTEMBER 2013 TO BE  
SUBMITTED TO STOCK EXCHANGES**

We have reviewed the accompanying statement of unaudited financial results of **KEERTHI INDUSTRIES LIMITED**, Plot No.40, IDA, Balanagar, Hyderabad – 500 037 (A.P), for the Quarter and Half-year ended 30<sup>th</sup> September 2013 except for the disclosures regarding "Public Shareholding and Promoter Group Shareholding" which have been traced from the disclosures made by the management and have not been audited by us. Management is responsible for the preparation and fair presentation of this interim financial information in accordance with the terms of Clause 41 of the Listing Agreement entered into by the said Entity with Stock Exchanges. Our responsibility is to express a conclusion on this interim financial information based on our review.

**Scope of Review**


We conducted our review in accordance with Standard on Review Engagements (SRE) 2410, "Review of Interim Financial Information Performed by the Independent Auditor of the Entity". A review of interim financial information consists of making inquiries, primarily of persons responsible for financial and accounting matters, and applying analytical and other review procedures. A review is substantially less in scope than an audit conducted in accordance with Standards on Auditing and consequently does not enable us to obtain assurance that we would become aware of all significant matters that might be identified in an audit. Accordingly, we do not express an audit opinion.

**Conclusion**

Based on our review conducted as above, nothing has come to our attention that causes us to believe that the accompanying Interim Financial Information has not been prepared in all material respects, in accordance with and in terms of Clause 41 of the Listing Agreements with the Stock exchanges and has not disclosed the information required to be disclosed, including the manner in which it is to be disclosed, or that it contains any material misstatement.

Place: Hyderabad  
Date: 09.11.2013

for K.S.RAO & CO.  
Chartered Accountants  
Firm Regn.No.003109S

  
(P.GOVARDHANA REDDY)  
Partner  
Membership No. 029193